

FOOT BOARD FIXING INSTRUCTIONS

FOR FITTING TO A DIVAN BED

Pack Includes **4** **Angle Brackets**
 8 **16mm x 3.5mm Screws**
 8 **35mm x 3.5mm Screws**

Note: Use a 2mm drill bit to drill pilot holes. Use 8x 16mm screws for fixing brackets to the bed end. Use 8x 35mm for fixing to the divan base. As all divan beds are constructed differently the diagrams below show various methods of fixing the bed end. Please check your divan first to find which fixing method suits best.

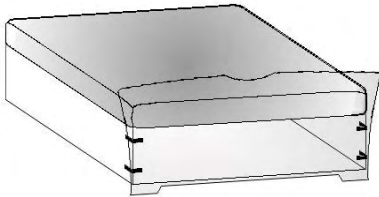


FIG 1
SIDE FIXING

Measure width of fixing points on divan base precisely.
Screw brackets accordingly to the Bed End with even spaces at each side.
Hold into position and screw brackets to the divan base.

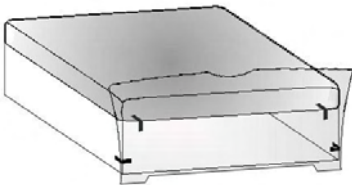


FIG 2
TOP & SIDE FIXING

Measure the width and height of fixing points on the divan base precisely.
Screw brackets to the Bed End with even spaces at each side.
Hold into position and screw brackets to the divan base.

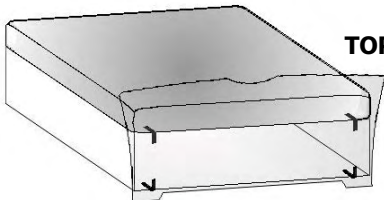


FIG 3
TOP & BOTTOM FIXING

Measure from floor to underside and topside of the divan base.
Screw brackets accordingly to the Bed End with even spaces at each side.
Turn divan base on its side.
Hold Board into position and screw brackets to the divan base.